

Melco Conveyor Equipment – Moving ahead

Gavin Hall – MD
082 825 4872

SCHOOL OF BELT CONVEYING

Johannesburg, 7 October 2015



Melco Conveyor Equipment School of Belt Conveying

Typically training is focussed on operational personnel at mining operations including GES's, fitters and beltsmen.

Group size is best between 20 and 30 participants per session.

Training lasts \pm 2 hours and it is most ideal to conduct the training at the mine site in an appropriate venue.

A conveyor survey conducted prior to the training is preferable to make the training as relevant as possible.

Moving ahead.

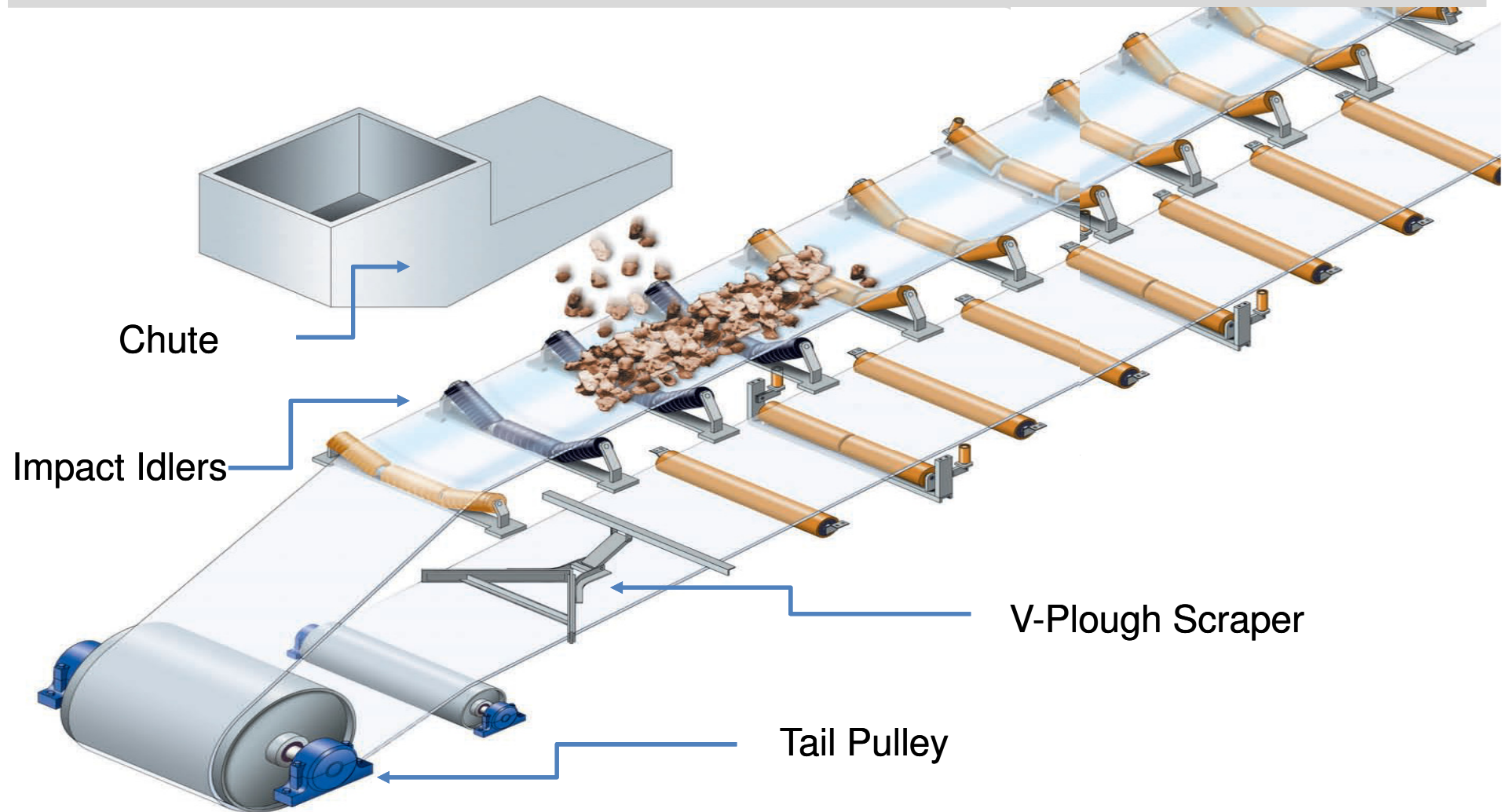


Overview of Training

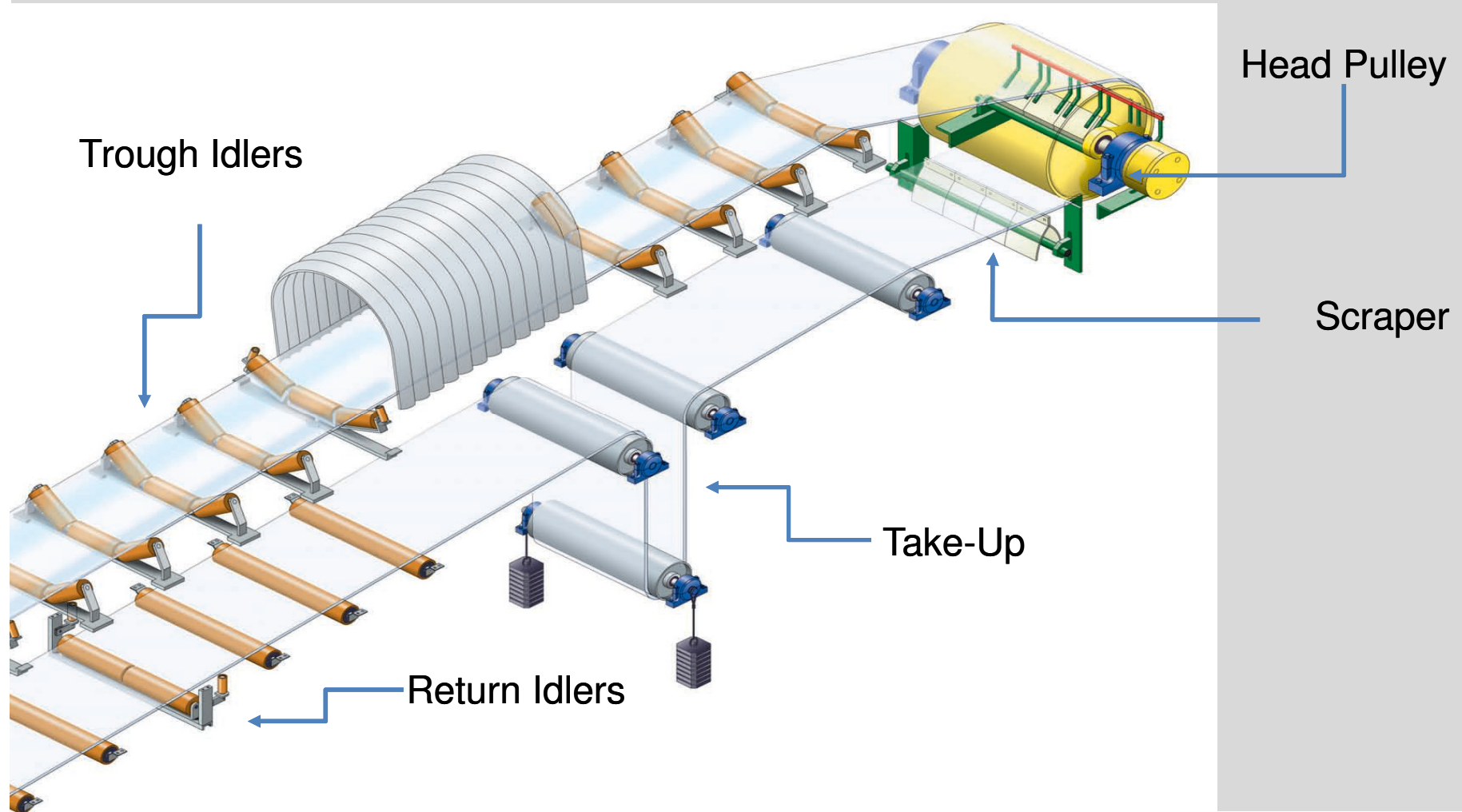
- Safety around conveyors
- Correct operation of conveyor components
- Solving specific conveyor problems
(Spillage / misalignment etc)
- Melco products
- Product advancements
- Services offered by Melco Conveyors

Moving ahead.





Moving ahead.



Moving ahead.

Correct use of components

Ensuring healthy conveyor components

- Idlers
- Structure
- Chutes
- Skirtings
- Take ups
- Belt scrapers
- Transitions
- Belting
- Belt splicing
- Pulleys
- Drives
- Belt tensions
- Trajectories
- Belt curves

Moving ahead.



- Belt tracking / training
- Spillage
- High use of belts, roller etc.





Moving ahead.



Melco Products

- Steel Rollers
- HDPE Rollers
- Impact Rollers
- Structure
- Motorized Pulleys



Moving ahead.

